


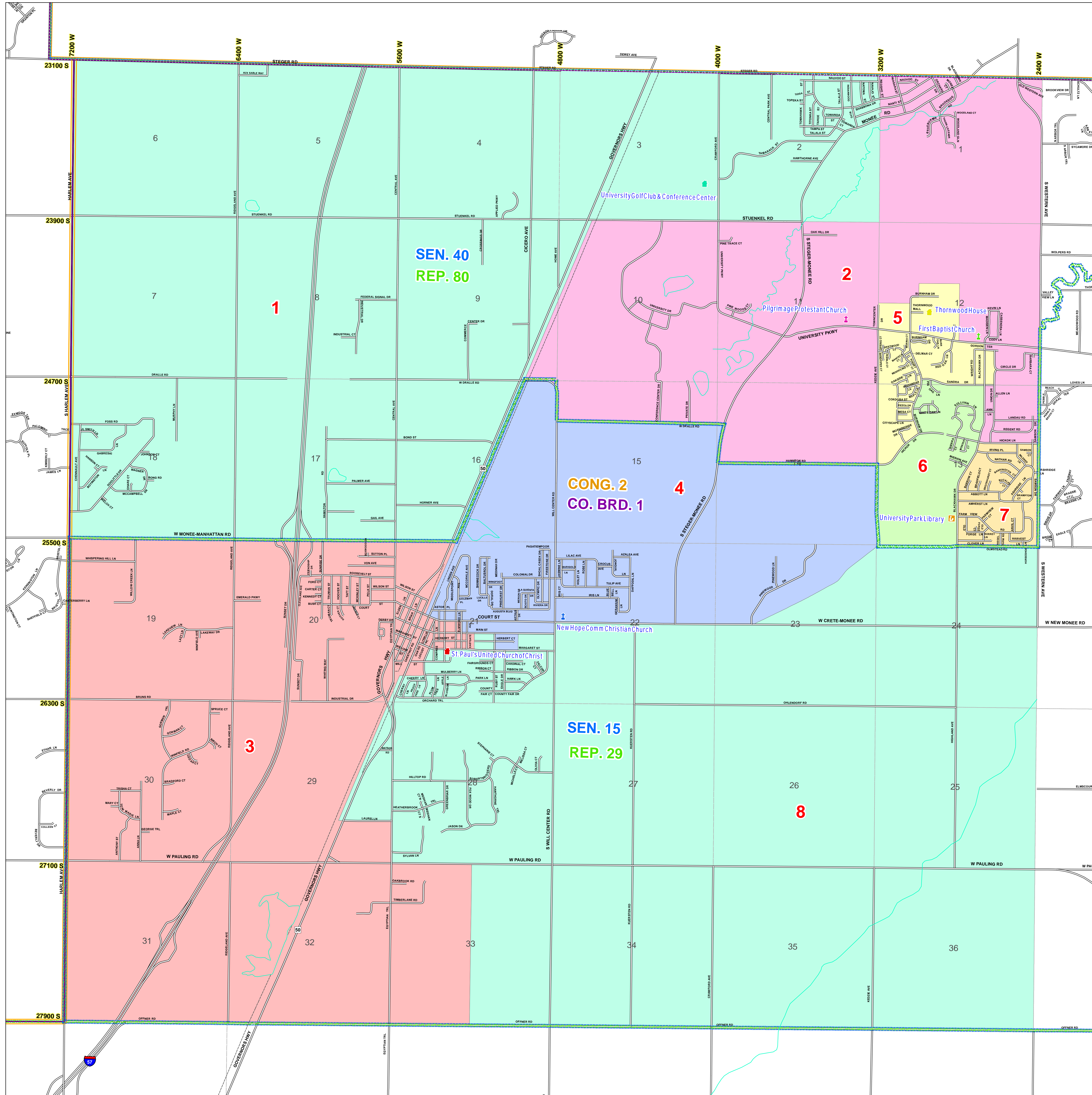
MONEE TOWNSHIP ELECTION PRECINCTS

TOWNSHIP 34 N -- RANGE 13 E

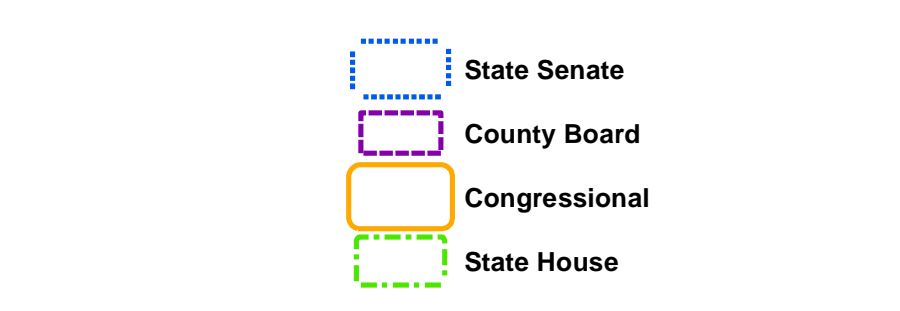
1"=1,200'



NANCY SCHULTZ VOOTS
WILL COUNTY CLERK



PRECINCT	POLLING PLACE
Monee 1	University Golf Club & Conference Center 23520 S. Crawford Ave., University Park
Monee 2	Pilgrimage Protestant Church 1100 University Pkwy., University Park
Monee 3	St. Paul's United Church of Christ 5323 W. Margaret St., Monee
Monee 4	New Hope Community Christian Church 4700 W. Court St., Monee
Monee 5	Thornwood House 1 Thornwood Mall, University Park
Monee 6	First Baptist Church 450 University Pkwy., University Park
Monee 7	University Park Library 1100 Blackhawk Dr., University Park
Monee 8	St. Paul's United Church of Christ 5323 W. Margaret St., Monee



PLOT DATE: Friday, January 18, 2013
PREPARED BY THE WILL COUNTY CLERK'S OFFICE
302 N. CHICAGO STREET, JOLIET, IL 60432 (815) 740-4613

Disclaimer of Warranties and Accuracy of Data: Although the data developed by Will County for its maps, websites, and Geographic Information System has been produced and processed from sources believed to be reliable, no warranty, expressed or implied, is made regarding accuracy, reliability, completeness, timeliness, or usefulness of any information. This disclaimer applies to both isolated and aggregate uses of the information. The County and election officials provide this information on "as is" basis. All warranties of any kind, express or implied, including but not limited to the implied warranties of merchantability, fitness for a particular purpose, freedom from infringement by computer viruses or hackers and non-infringement of proprietary rights are disclaimed. Changes may be periodically made to the information herein; these changes may or may not be incorporated in any new version of the publication. If you have obtained information from any of the County web pages from a source other than the County pages, the date and time that electronic data can be downloaded subsequent to original distribution. Data can also quickly become out of date. It is recommended that careful attention be paid to the contents of any data, and that the originator of the data or information be contacted with any questions regarding appropriate use. Please direct any questions or issues via email to gis@willcountyil.com.